

Key: D

Genre: Solo

Harp Type: Diatonic

Skill: Expert

Spokey Dokey (Yoko Kano)

If it doesn't fit on this page for you, try here:

<http://chakra.u13.net/spokey%20dokey%20tab.txt>

Tab for Spokey Dokey – Diatonic Harmonica in the key of D –
The first
1 and a half minutes.

i = inhale

b = small bend

B = full bend

Bb = full bend + 1 (for that number 3 hole)

– = quick transgression to (hell all the notes move quickly,
but

these ones go that bit quicker than the rest.

Sometimes so much so you can barely spot it.)

x = multiplication (ie: hit i1 x5 means inhale hole 1 five
times)


 We share **Hamornica Tabs** for Free – Our goal is to have a
website where everyone can find and share all of their
Harmonica Tabs in one central location. Please feel free to
look around and post the harp tabs you have or request ones
you are looking for.

At the end and above each line of notes is a time indication of where that string of notes ends according to the original 4 minutes and 5 seconds long tune Spokey Dokey, so you understand whereabouts these notes are being played.

eg: 01:01 is one minute and one second

This is a complicated tune to tab, and definitely not a tune for beginners. I picked up a harp because of this tune setting out to play it, and only a year later did I manage to get it together. Can't say I can do it perfectly, but you'd be hard pushed to find many mistakes!

Can't say the tab is perfect either, but it's my interpretation of it through ear, through using Bandometer (www.harpsoft.com), and slowing down the track

 We share **Hamornica Tabs** for Free – Our goal is to have a website where everyone can find and share all of their Harmonica Tabs in one central location. Please feel free to look around and post the harp tabs you have or request ones you are looking for.


using audio editing software
to get a clearer idea of what the hell he was doing.

If you want to play this tune, you'll need good tone control,
good
draw-bend control, decent at tremolo and wah-wah, shakes,
tongue
blocking
and slapping, a decent harmonica and not one of those cheap \$5
ones,
maybe some spare lungs, and if you're a perfectionist theres
two
chorded notes too.


The first 00:03-00:09 seconds still puzzles me. He has this
'effect'
that I can never
perfectly emulate. For all I know I got it right, but it never
sounds
quite right to me.

00:02

i3 i2 i2B-i1 <--hover on i2, then bring in the bend fast and
slip onto the 1 00:04 i1-2i 1-3 i1-2i <-- the 1 in '1-3' is
only there to help hit 2 inbetween hard while you move on to
3, seeing as you'll be shooting your mouth over them fast. Put
a lot of effort into the initial blow/inhale of air 00:06 i1-
i2 x3 345 <-- repeat i1-i2 3 times in the appropriate rhythm.

 We share **Hamornica Tabs** for Free – Our goal is to have a
website where everyone can find and share all of their
Harmonica Tabs in one central location. Please feel free to
look around and post the harp tabs you have or request ones
you are looking for.

What I do, is keep my lips firmly on i2, but 'nudge' the left side of the harp deeper into my mouth so that i1 scratches in there somewhere. i1 is a very brief sound. '345' is actually a light exhalation around the hole of 3 4 and 5. Don't overdo it, but try to get some spare breathe out as you'll be inhaling alot. 00:07 i2 i1-i2 x2 345 00:08 i2 i1-i2 x2 345 00:09 i3-i4 3x <---shake it. Don't be afraid to hit i2 as well. Sounds good. With no gap, move onto whats below. 00:11 4 i4b-i4 i5 i5 5 i4 4 i4 <--- this bit is done while tongue slapping the notes after the first i4b-i4. 00:13 i3-i4-i3 4 i4b i4 i4b 4 i3-i4-i3-i2 <--no tongue slapping now, unless you can while bending. Hats off to you. 00:17 6 i5-5-i4-4 i3-i4-i3 4-i4b-i4 <--- Hit the 6 with a big-ass tongue slap. The i3-i4-i3 has to be done while tongue blocking for that sloppy wet feel, and the bit before it while tongue 'slapping'. Theres a difference. 00:20 6 i6 6 i6 i5 i4 4 i3 4 i4 <-- See if you can slip in a shake after i6. Slide up to the first 6 discreetly and fast too. 00:22 00:24 i3-i4-i4b-i3-4 i4b-i4-i4b-4 i3-i4x3 4 i4b-i4-i4 x4 <-- so fast it'll make your nose bleed. i3-i4x3 is a shake. End the 4ix4 with a i4b and scroll it down to i2. Oh yeah, and mix the i4's at the end with some i5 00:24 to 00:30 is just hammering i4 and i5 in a rhythm you'll just have to pick up by ear, ending in i4-i4b-i4-i4b-4-4 x ending at 00:34 with a very long 4 blow 00:39 i3b-4 i3b-4-i4b-i4-i4b-4 i3b-4 x3 i3b i2-i3-i2 <--- this requires a little character. After the first i3b-4, quickly run in your inhale down to i2 before hitting i3b again. On the last i2, wiggle a bend up and


 We share **Hamornica Tabs** for Free – Our goal is to have a website where everyone can find and share all of their Harmonica Tabs in one central location. Please feel free to look around and post the harp tabs you have or request ones you are looking for.

down. 00:44 i1-i2B i2 i3b-i3-4 i4b-i4 ... i4b-i4-i4b-4 6 <---
the ...'s mean the i4 before it hangs for about a second.
tremolo or wah-wah (or both) the 6 hole blow. Whatever feels
good. From the 6 hole above, quickly i6 and run all the way
down to i2, then back up again to i5. Hang on i5 for a sec,
then quickly hit i3 then 5 blow. Don't run your inhale back up
to i5 'then' hit 5 blow. This is where chords come in. 5 blow
on a key of D harp is F-Sharp. The other F-sharp is 2 blow, so
if you can, hit both of 'em. I'll explain how in a second.
Hold that for a second then move onto i4, which is E. If you
can, hit i1 as well, as that's also an E. Wah-wah/tremolo all
the way through it all. Doing chords ain't easy, as it's about
manipulating your tongue onto the holes between the notes you
want to play, so you get the clear crisp chord of two of the
same notes in a different octave playing. At this point, we're
00:52 seconds into the tune. □ 00:55 i5 i4b-i4 i4b-down-to-i2
00:59 i1-i3B 4 i4-i4b-i4-i3 5-i4b-i3b-i2b <--i1 to i3B is hard
to describe. i1 is hardly noticable to the listener, and a
'clucking' noise should be made in it's lighting fast
transference to i3B. i4 to i3 in the middle has a mechanical
rhythm. 5 to i2b as the end requires touching 5 blow, then
inhaling your way down to i2b, where you should finish off
with a bend wiggling up and down 4 or 5 times. And then the
main chorus (i guess you can call it that) comes in with the
guitar. 01:00 i3b i3B i2 i3B <-- i3B lasts a while...fade it
out into I3Bb (big full on bend) 01:10 2 i2 i3B-i3 4 i4b-i4-
i4b-4-3 i2B i1 01:19 1-1, i4b i3Bx3 i3Bb-3-i3B <--- mess it

✖ We share **Hamornica Tabs** for Free – Our goal is to have a
website where everyone can find and share all of their
Harmonica Tabs in one central location. Please feel free to
look around and post the harp tabs you have or request ones
you are looking for.

up. Leak the mouth over i4 and i2 randomly. 01:30 2 3 i3 i4 5 i5 i4 i4b-i4-i4b 4 i4 i3B-i3 i2-i3-i2 2 i1 (quick) (shake) Well thats it. The rest is easy going after that, if you can do the above, you can pick up the rest by ear or learn through a programme called 'Bendometer'. Find it at www.harpsoft.com You can use it to detect what notes being played on a harmonica. If you know how to, set your recording volume control to 'stereo mix' so the computer 'listens' to your speakers rather than your microphone, meaning the Bendometer will quite simply pick up whats being played as you play a music track on your PC. For more info, google 'Stereo Mix'.

Lyrics

 We share **Hamornica Tabs** for Free – Our goal is to have a website where everyone can find and share all of their Harmonica Tabs in one central location. Please feel free to look around and post the harp tabs you have or request ones you are looking for.